



FILLABLE PDF ORDER FORM

Thank you for using the LUX PDF Order Form!

There are a number of things to keep in mind when using this form:

- **You MUST download the form to your desktop or device before filling it out.** Some of the form's features do not work when filling out in your browser (Chrome, Firefox, etc.)
- This form may not be fillable on some PDF readers or devices. It is highly recommended that you install and use the very reliable [Adobe Acrobat Reader](#).
- This is **NOT** an actual order until you receive either an email confirmation, or are contacted directly by one of our sales representatives.
- LUX Panels are cut to within $\frac{1}{8}$ of customers provided measurements.
- Measurements must be in inches and decimal inches – here is an excellent [conversion calculator](#) to help.
- This order form is only valid for Canadian orders from LUX Architectural Panel.
- If, for whatever reason, the order form cannot be completed digitally, you can print the form and enter your order information manually with pen or pencil, then either scan the document and email it, or fax it to 1.780.452.1186.
- All completed order forms should be emailed to orders@luxpanel.ca.

If you have any further questions or concerns, please feel free to contact us at info@luxpanel.ca or 1.800.763.6378.

Thank you for choosing LUX Architectural Panel!

ORDER #	[LUX OFFICE USE ONLY]
----------------	-----------------------

Customer PO: _____

CUSTOMER NAME: _____ PHONE: _____

EMAIL: _____ CELL: _____

BRANCH #: _____ ADDRESS: _____

CITY & PROVINCE: _____ POSTAL CODE: _____

REQUESTED DELIVERY DATE: _____ BUNDLED CRATED

LUX SALES CONTACT: _____







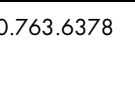
PROJECT ADDRESS: _____

(THIS INFORMATION IS REQUIRED FOR WARRANTIES & QUALITY ASSURANCE INSPECTIONS.)

CITY & PROVINCE: _____ POSTAL CODE: _____

SPECIAL INSTRUCTIONS & COMMENTS:

ADDITIONAL ITEMS:

	STOCK #	QTY	COLOUR 1	COLOUR 2	COLOUR 3
 <p>LUX Screws #8 x 1 1/2" Panhead - Wood (200 screws per lb) 30 screws required per 100 sq.ft.</p>	75367 E	_____ lbs	_____ N/A	_____ N/A	_____ N/A
 <p>LUX Self-Drilling Metal Screws #8 Pan Tek - Metal (200 screws per lb) 30 screws required per 100 sq.ft.</p>	75366 E	_____ lbs	_____ N/A	_____ N/A	_____ N/A
 <p>Touch-Up Paint Pens</p>	700150 E	_____	_____	_____	_____
 <p>4" Shear</p>	700250 E	_____	_____ N/A	_____ N/A	_____ N/A
 <p>6" Shear</p>	700260 E	_____	_____ N/A	_____ N/A	_____ N/A
 <p>7 1/4" Ferrous Blades</p>	_____	_____	_____ N/A	_____ N/A	_____ N/A
 <p>10" Ferrous Blades</p>	_____	_____	_____ N/A	_____ N/A	_____ N/A

Customer Name: _____

ORDER #	<small>(LUX OFFICE USE ONLY)</small>
----------------	--------------------------------------

SMOOTH & VENTED PANEL



4" Smooth V-Groove
#700000 E



4" Vented V-Groove
#700002 E



6" Smooth V-Groove
#700004 E



**Double 7
Two Panel Vented Soffit**
#700200 E



**Double 7
Two Panel Smooth Soffit**
#700202 E

	PANEL TYPE	COLOUR	QTY	LENGTH <small>(in inches.) Min 48" - Max 288" Double 7: 144" only</small>
1.	_____	_____	_____	_____
2.	_____	_____	_____	_____
3.	_____	_____	_____	_____
4.	_____	_____	_____	_____
5.	_____	_____	_____	_____
6.	_____	_____	_____	_____
7.	_____	_____	_____	_____
8.	_____	_____	_____	_____
9.	_____	_____	_____	_____
10.	_____	_____	_____	_____
11.	_____	_____	_____	_____
12.	_____	_____	_____	_____
13.	_____	_____	_____	_____
14.	_____	_____	_____	_____
15.	_____	_____	_____	_____
16.	_____	_____	_____	_____
17.	_____	_____	_____	_____
18.	_____	_____	_____	_____
19.	_____	_____	_____	_____
20.	_____	_____	_____	_____

**Knotty not available on all profiles. Contact LUX dealer for more info.*

Customer Name: _____

ORDER #	(LUX OFFICE USE ONLY)
----------------	-----------------------

TRIMS & FLASHINGS: (Standard length: 10ft.)

EFFICIENCY SERIES™



Snap-T O/S Corner #714
 STOCK #700028 E
 QTY _____
 COLOUR _____



2 Pce. J-Channel #715
 STOCK #700084 E
 QTY _____
 COLOUR _____



Snap-T Inside Corner #717
 STOCK #700030 E
 QTY _____
 COLOUR _____



2 Pce. Joiner J Insert #718
 STOCK #700032 E
 QTY _____
 COLOUR _____

CLASSIC SERIES



J Channel #703
 STOCK #700018 E
 QTY _____
 COLOUR _____



Outside Corner #706
 STOCK #700022 E
 QTY _____
 COLOUR _____



Inside Corner #707
 STOCK #700023 E
 QTY _____
 COLOUR _____



Joiner J #708
 STOCK #700020 E
 QTY _____
 COLOUR _____



Window Batten #710
 STOCK #7000100 E
 QTY _____
 COLOUR _____



Open Outside Corner #711
 STOCK #700024 E
 QTY _____
 COLOUR _____



Open Inside Corner #712
 STOCK #700026 E
 QTY _____
 COLOUR _____

ADDITIONAL TRIMS (Continued on next page.)



Starter Strip #701
 STOCK # 700010 E
 QTY _____
 COLOUR _____



Base Trim #702
 STOCK #700012 E
 QTY _____
 COLOUR _____



Drip Cap #709
 STOCK #700019 E
 QTY _____
 COLOUR _____



L-Trim #842
 STOCK #3504
 QTY _____
 COLOUR _____

*Knotty not available on all profiles. Contact LUX dealer for more info.

Customer Name: _____


ORDER #	[LUX OFFICE USE ONLY]
----------------	-----------------------

TRIMS & FLASHINGS, CONTINUED: (Standard length: 10ft.)

ADDITIONAL TRIMS



Top J Channel Insert #704
STOCK #700014 E
QTY _____
COLOUR _____



Hidden Closure #705
STOCK #700016 E
QTY _____
COLOUR _____



Bottom J Receiver #713
STOCK #700086 E
QTY _____
COLOUR _____



Joiner-J Insert #716
STOCK #700088 E
QTY _____
COLOUR _____



Snap-T O/S Corner Insert #723
STOCK #700110 E
QTY _____
COLOUR _____



Snap-T O/S Corner Base #724
STOCK #700112 E
QTY _____
COLOUR _____

FASCIA



Fascia - Drop Down
STOCK #3506-3512
QTY _____
COLOUR _____



Fascia - Ribbed
STOCK #3514-3520
QTY _____
COLOUR _____

*Knotty not available on all profiles. Contact LUX dealer for more info.

Customer Name: _____

ORDER #	[LUX OFFICE USE ONLY]
----------------	-----------------------

ORDER TOTALS

PANELS & SOFFIT	COLOUR	QTY	LENGTH (in inches.)
1. _____	_____	_____	_____
2. _____	_____	_____	_____
3. _____	_____	_____	_____
4. _____	_____	_____	_____
5. _____	_____	_____	_____
6. _____	_____	_____	_____
7. _____	_____	_____	_____
8. _____	_____	_____	_____
9. _____	_____	_____	_____
10. _____	_____	_____	_____
11. _____	_____	_____	_____
12. _____	_____	_____	_____
13. _____	_____	_____	_____
14. _____	_____	_____	_____
15. _____	_____	_____	_____
16. _____	_____	_____	_____
17. _____	_____	_____	_____
18. _____	_____	_____	_____
19. _____	_____	_____	_____
20. _____	_____	_____	_____

ADDITIONAL ITEMS	QTY	COLOUR 1	COLOUR 2	COLOUR 3
LUX Screws #8 x 1 1/8" Panhead - Wood (200 screws per lb) 30 screws required per 100 sq. ft. (75367 E)	lbs	N/A	N/A	N/A
Self-Drilling Metal Screws #8 Pan Tek - Metal (200 screws per lb) 30 screws required per 100 sq. ft. (75366 E)	lbs	N/A	N/A	N/A
Touch-Up Paint Pens (700150 E)				
4" Shear (700250 E)		N/A	N/A	N/A
6" Shear (700260 E)		N/A	N/A	N/A
7 1/4" Ferrous Blades		N/A	N/A	N/A
10" Ferrous Blades		N/A	N/A	N/A

Customer Name: _____

ORDER #	<small>(LUX OFFICE USE ONLY)</small>
----------------	--------------------------------------

ORDER TOTALS

TRIMS & FLASHINGS		COLOUR	QTY	NOTES
#701 Starter Strip	(700010 E)	_____	_____	_____
#702 Base Trim	(700012 E)	_____	_____	_____
#703 J Channel	(700018 E)	_____	_____	_____
#704 Top J Channel Insert	(700014 E)	_____	_____	_____
#705 Hidden Closure	(700016 E)	_____	_____	_____
#706 Outside Corner	(700022 E)	_____	_____	_____
#707 Inside Corner	(700023 E)	_____	_____	_____
#708 Joiner J	(700020 E)	_____	_____	_____
#709 Drip Cap	(700019 E)	_____	_____	_____
#710 Window Batten	(700100 E)	_____	_____	_____
#711 Open Outside Corner	(700024 E)	_____	_____	_____
#712 Open Inside Corner	(700026 E)	_____	_____	_____
#713 Bottom J Receiver	(700086 E)	_____	_____	_____
#714 Snap-T O/S Corner	(700028 E)	_____	_____	_____
#715 2 Piece J Channel	(700084 E)	_____	_____	_____
#716 Joiner-J Insert	(700088 E)	_____	_____	_____
#717 Snap-T Inside Corner	(700030 E)	_____	_____	_____
#718 2 Piece Joiner J Insert	(700032 E)	_____	_____	_____
#723 Snap-T O/S Corner Insert	(700110 E)	_____	_____	_____
#724 Snap-T O/S Corner Base	(700112 E)	_____	_____	_____
#842 L Trim	(3504)	_____	_____	_____
Fascia - Drop Down	(3506-3512)	_____	_____	_____
Fascia - Ribbed	(3514-3520)	_____	_____	_____

LUX Architectural Panel has prepared this document for material based on the information provided by the customer. LUX is not responsible for determining the final cut list and quantities and/or drawings on custom orders. All quotes are valid for 30 days.